



### District Report Card: 2017


<b>State:</b> Odisha	<b>District:</b> Dhenkanal
<b>Class:</b> 3	<b>Subject:</b> Language
<b>Schools:</b> 59	<b>Students:</b> 901


### Participation/Coverage


#### Students

<div>GENDER</div> <div></div>	Boys		Girls	
	Number	%	Number	%
	451	50.06	450	49.94

<div>AREA</div> <div></div>	Rural		Urban	
	Number	%	Number	%
	864	95.89	37	4.11

<div>CATEGORY</div> <div></div>	SC		ST		OBC		GEN	
	Number	%	Number	%	Number	%	Number	%
	224	24.86	238	26.42	366	40.62	73	8.10

<div>CWSN</div> <div></div>	LD	VI	HI	S&LD	ID	Oth
	1	3	0	3	10	5

<div>Management</div> <div></div>	Government		Government-aided	
	Number	%	Number	%
	872	96.78	29	3.22

### Average Performance of Students in Language (%)

Overall	Gender		Area		Management		Social Group			
	Male	Female	Rural	Urban	Govt.	Aided	SC	ST	OBC	GEN
54.61	53.24	55.99	54.10	66.67	54.95	44.60	47.56	51.90	58.96	63.29

## Performance on Learning Outcomes (LOs)

Learning Outcomes	Description	Average Performance(%)
L304	Reads small texts with comprehension i.e., identifies main ideas, details, sequence and draws conclusions	56.81
L312	Reads printed scripts on the classroom walls: poems, posters, charts etc.	50.21

Range of Performance of Students who Answered Correctly							
Below 30%		30% - 50%		50% - 75%		Above 75%	
Number	%	Number	%	Number	%	Number	%
177	19.64	185	20.53	311	34.52	228	25.31

## Lowest Performing Learning Outcomes (LOs)

1 - Reads printed scripts on the classroom walls: poems, posters, charts etc. (50.21)

2 - Reads small texts with comprehension i.e., identifies main ideas, details, sequence and draws conclusions (56.81)